



# Mountain Goat

20 yard shot - set up for 27 - 30 draw  
**RANGE** green pin!

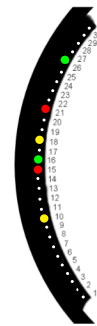
20 yard shot - set up for 27 - 30 draw  
**SHOOT** green pin!



Goat (25-27)  
-20 Yard Hole: #23  
-30 Yard Hole: #19  
-40 Yard Hole: #17  
-50 Yard Hole: #16  
-Belly Line Hole: #10



Goat (27-30)  
-20 Yard Hole: #25  
-30 Yard Hole: #20  
-40 Yard Hole: #17  
-50 Yard Hole: #16  
-Belly Line Hole: #10



Goat (30-33)  
-20 Yard Hole: #26  
-30 Yard Hole: #21  
-40 Yard Hole: #18  
-50 Yard Hole: #16  
-Belly Line Hole: #10

## IMPORTANT NOTE

### Practice and fine tune your range finder!

Cut an arrow to length (17.6 inches for a goat) and place the cut arrow (upright) next to your target. At 20 yards, the arrow from top to bottom, will fill the 20 yard space on the range finder. Try this for the other yardages, and fine tune by moving the fiber optic pins to line up with the arrow at all yardages.