


Black Bear


Caution! Black Bears are incredibly difficult to judge in the field (there can be a drastic difference between a small, immature bear and a big one). The calibration is set up for a mature bore, so choose your target carefully.

20 yard shot - set up for 27 - 30 draw

RANGE Green Pin!



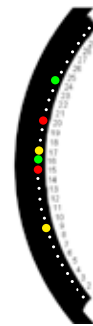
SHOOT Green Pin!



Black Bear (25-27)
-20 Yard Hole: #22
-30 Yard Hole: #18
-40 Yard Hole: #15
-50 Yard Hole: #14
-60 Yard Hole: #13
-Belly Line Hole: #9



Black Bear (27-30)
-20 Yard Hole: #23
-30 Yard Hole: #19
-40 Yard Hole: #16
-50 Yard Hole: #15
-60 Yard Hole: #14
-Belly Line Hole: #9



Black Bear (30-33)
-20 Yard Hole: #24
-30 Yard Hole: #20
-40 Yard Hole: #17
-50 Yard Hole: #16
-60 Yard Hole: #15
-Belly Line Hole: #9

IMPORTANT NOTE

Practice and fine tune your range finder!

Cut an arrow to length (15.5 inches for a bear) and place the cut arrow (upright) next to your target. At 20 yards, the arrow from top to bottom, will fill the 20 yard space on the range finder. Try this for the other yardages, and fine tune by moving the fiber optic pins to line up with the arrow at all yardages.